

## FI AF Library eBook User's Guide for iPads and iPhones

Once you have signed up for your Culturethèque account by filling out [the form on the Culturethèque website](#), you are ready to start. You may borrow 2 eBooks at a time for a period of 2 weeks to download onto your device. There is no limit on streaming books.









- **To borrow a book:**

1. First, install **Bluefire Reader** onto your iPad or iPhone via the App Store.




You will also need an **Adobe ID**, which you can create here:

<http://www.adobe.com/content/apex/en/home/reg/reg1.html>

2. From your iPad, go to the [Culturethèque website](#) and sign into your account.
3. Find the book that you would like by using the search bar or by clicking 
4. Scroll down and click . Some documents will be readable right in your browser. In this case, click **Oui, j'accepte que ces informations soient transmises** and enjoy your book!
5. Otherwise, a new tab will open where you must click  and then . This will automatically download the book to your iPad and open up your Bluefire Reader app.
6. Click 
7. A dialog box should come up saying "Download successful!" Click  to start reading on your iPad or iPhone!

- **To return a book early:**

Any book that you borrow will be returned automatically at the end of its lending period. If you would like to return your book earlier than the due date, follow these simple steps:

1. Go to the Library of your Bluefire app and select the list view of your library by clicking  on the upper left of the screen. Click the  to the right of the book you would like to return.
2. On the bottom of the next screen, click . Your book has been returned and is now available for the next reader.

***How to download daily newspapers for free:***

FIAF members now have access to these daily newspapers: L'équipe, Le Parisien, Le Figaro, Liberation, and Les Echos. For each newspaper, you can read any issue from the latest week. The way it works is that Eresse, an online periodicals database, offers free access to these newspapers for Culturethèque users. This means that these newspapers must be accessed through their app.

***Quick setup for first time readers:***

Just to get yourself set up, you need to download and activate the ePresse app.

- Go into the App store and search “epresse.”
- Eresse should open automatically. If it doesn't, open the app.
- Click “Oui, je m'identifie.”
- It will then ask you to input an email address. Input the same email address that you used to sign up for Culturethèque.
- The next screen will prompt you for a password (Merci d'entrer votre mot de passe ePresse...) Input the same password as you use for Culturethèque and click “Se connecter.”
- Click OK.

***How to find and access the daily newspapers:***

- Go to your web browser and visit [www.culturetheque.com](http://www.culturetheque.com).
- Log in with your username and password.
- Search for any of the aforementioned titles. For example, “figaro.”
- On the left hand side, there are a variety of options to narrow your results. Scroll down the page, and under “bases interrogées,” click “Eresse.”
- Click on the issue you want, and it will bring you to a page detailing the information about it.
- Click “Accédez à ce document.”
- This will bring you to an error page telling you to “Telechargez le plugin Flash.” This is good! There is no need to follow these instructions.
- Exit your web browser and open up ePresse.
- In the tabs at the bottom of the screen, there is an option for “Mes Achats.” Click that, and it will show you all of the newspapers you've chosen from Culturethèque.
- Click on the one you want to read, and it will download. You can then click it to open.